





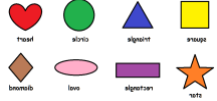




My Getting Ready for School Handy Hints

Numeracy

I am learning to...	An adult at home can help me by...
<p>...count from 0-10.</p> 	<p>Encourage your child to count at every opportunity</p> <ul style="list-style-type: none"> *How many stairs are in our house? *How many plates do we need for dinner? * How many pieces of orange are there?
<p>...recognise numbers 0-10.</p> 	<p>Remember Numbers are everywhere!</p> <ul style="list-style-type: none"> *What number is on our front door? * Can you find any numbers on the milk carton? <p>Get outside on your daily walk and go on a number hunt!</p> <p>Write numbers on pieces of paper, turn them upside down and encourage your child to flip them over and name the number.</p>
<p>...place 0-10 in correct order.</p> 	<p>Use some paper cups and write numbers 0-10 on them</p> <ul style="list-style-type: none"> * Can you put these numbers in order? * What number comes before 2? * What number comes after 5? <p>(Toy cars, Lego bricks, dinosaurs, stones and any other resources that hold your child's interests will work too!)</p>
<p>...write some numbers.</p> 	<p>No Pens and paper required!</p> <ul style="list-style-type: none"> *Use shaving foam on a flat surface, encourage your child to use their fingers to write numbers. *Chalk numbers on to your patio. *Use playdough to make number shapes.
<p>...Play number games.</p> 	<p>Provide opportunities for your child to explore number games at home</p> <ul style="list-style-type: none"> *Throw a dice - Hop, skip, jump that many times. *Play snakes and ladders. * Play snap using playing cards.

<p>...name my colours.</p> 	<p>There are lots of beautiful colours in our environment</p> <p>*Can you see something green in our garden?</p> <p>*What colour is that flower?</p> <p>* Can you find me 3 thing that are pink?</p> <p>Play I spy something that is the colour....</p>
<p>...recognise shapes in my environment.</p> 	<p>Shapes are all around us</p> <p>*What shape is our window?</p> <p>*What shape is your dinner plate?</p> <p>*Can you find me a triangle shape in our house?</p> <p>Make a simple shape game by drawing two of each shape on pieces of paper and encourage your child to match the shapes that are the same.</p>
<p>...count back for 10 - 0.</p> 	<p>Rocket blast off...</p> <p>A nursery favourite is join your hands together to make a rocket shape, encourage your child to count back from 10 to 0. When you get to Blast Off raise your hands and see the rocket go... (This never gets old, several times later and they still want to do it again!)</p>
<p>...recite the days of the week.</p> 	<p>Ask your child for help</p> <p>*Sing the days of the week songs we sing at nursery daily and ask them What day is it today?</p>

**Time to have fun
and learn!**

